




Watling Meadows Primary School Prospectus



Nurture • Grow • Aspire

Headteacher's Welcome

Welcome to Watling Meadows Primary School

It is a real privilege and honour to welcome you to Watling Meadows. As the founding Headteacher, I am incredibly proud to be building a brand new school from the ground up, at the heart of the Nuneaton community.

At Watling Meadows, our vision is simple but powerful: to nurture, grow and inspire every child to achieve their very best. We are committed to providing a first-class education within a state-of-the-art environment, where children feel safe, valued and excited to learn each day. Alongside a rich and engaging curriculum, we place great importance on offering meaningful enrichment opportunities that broaden experiences and spark curiosity.



Nurture • Grow • Aspire

Our school is built on three clear and consistent rules:

Be kind
Be safe
Be yourself

These principles underpin everything we do. We strive to lead by example, treating others as we would wish to be treated, and supporting our children to develop into respectful, confident and compassionate individuals.

We are immensely proud of our inclusive ethos. At Watling Meadows, everyone is welcome. We celebrate diversity and are committed to ensuring that every member of our school community feels a strong sense of belonging.

Building a new school brings a unique opportunity to shape a culture from the very beginning, and we are dedicated to working in close partnership with our families to create something truly special for our children and for the wider community.

Thank you for taking the time to learn more about our school. We look forward to welcoming you and your family to Watling Meadows.

Mr Darren Barrow

Headteacher



Nurture • Grow • Aspire

Welcome from Central England Academy Trust

Thank you for taking the time to find out more about Watling Meadows Primary School.

Choosing the right school for your child is an important decision, and we are delighted that you are considering Watling Meadows Primary School. Each of our schools is rooted in its local community, with its own distinct character, strengths and traditions, while being part of a wider family that shares a common commitment to excellence, inclusion and support for every child.

As a Trust, we work alongside our schools to enable them to provide the very best education and care for their pupils. By working in partnership, our schools benefit from shared expertise, collaboration between staff and access to wider opportunities, while remaining deeply focused on the needs of their own communities.

Across all of our schools, our work is guided by a shared set of values:



Collaboration: to work closely and productively with others for the greater good of everyone involved. To be positive, thoughtful and supportive towards others through showing appreciation and respect of own and other cultures, values and beliefs. We want everyone in our Trust to feel as though they are an important part of a large family.



Equity: recognising that we do not start from the same place equity is about providing others with what they need in order to provide an equal access to opportunities. We want our school communities to be happy, empowered and supported through democratic processes and robust systems and structures where the autonomy, strengths and the uniqueness of the individual is supported, promoted and celebrated.



Aspiration: to always be ambitious ensuring that pupils and staff in our schools have the knowledge and skills to progress towards their aspirations and beyond. To support pupils to take their place in society and achieve success in adulthood.



Trust: to feel safe knowing that the reactions of others are well meaning and that systems and structures to support are consistent and predictable. To be well-informed and kept up-to-date and empowered to communicate wishes, concerns and opinions without fear of retribution.

We hope this prospectus gives you a clear sense of what makes Watling Meadows Primary School special, as well as the strength and support that comes from being part of our Trust. We look forward to hopefully welcoming you and your child into Watling Meadows Primary School in the future.

Central England Academy Trust

CEO: Andrew Dickinson

Address: Morris Drive | Nuneaton | CV11 4QH

Website: www.centralengland.co.uk

Email: admin@centralengland.co.uk

Phone: 02476 740 932



Vision, Values & Ethos

Our Vision

At Watling Meadows Primary School, our vision is simple and ambitious: to ensure every child is able to nurture, grow and aspire.

We are committed to creating an **inclusive, inspiring learning environment where every child—regardless of their starting point, background or need—can flourish academically, socially and emotionally.**

Our aim is that all pupils leave us equipped with the **confidence, knowledge and character** to succeed in the next stage of their education and beyond.

Our Ethos

Our ethos is built on a belief that education should develop the whole child. We place equal importance on academic achievement, personal development and wellbeing.

We are a fully inclusive school where:

- **Every child is known, valued and supported**
- **High expectations are matched with strong pastoral care**
- **Diversity is celebrated and individuality is respected**
- **A sense of belonging underpins all learning**

Through a carefully designed curriculum, we ensure that children experience a rich, engaging and ambitious education that builds both knowledge and character.



Our Core Values

Our ethos is underpinned by a strong set of core values, drawn from both our school identity and the wider Trust:



Respect

– valuing ourselves, others and the world around us



Resilience

– developing perseverance, independence and a growth mindset



Curiosity

– fostering a love of learning and a desire to explore and question



Aspiration

– encouraging every child to aim high and believe in their potential

– ensuring fairness and removing barriers so all children can succeed



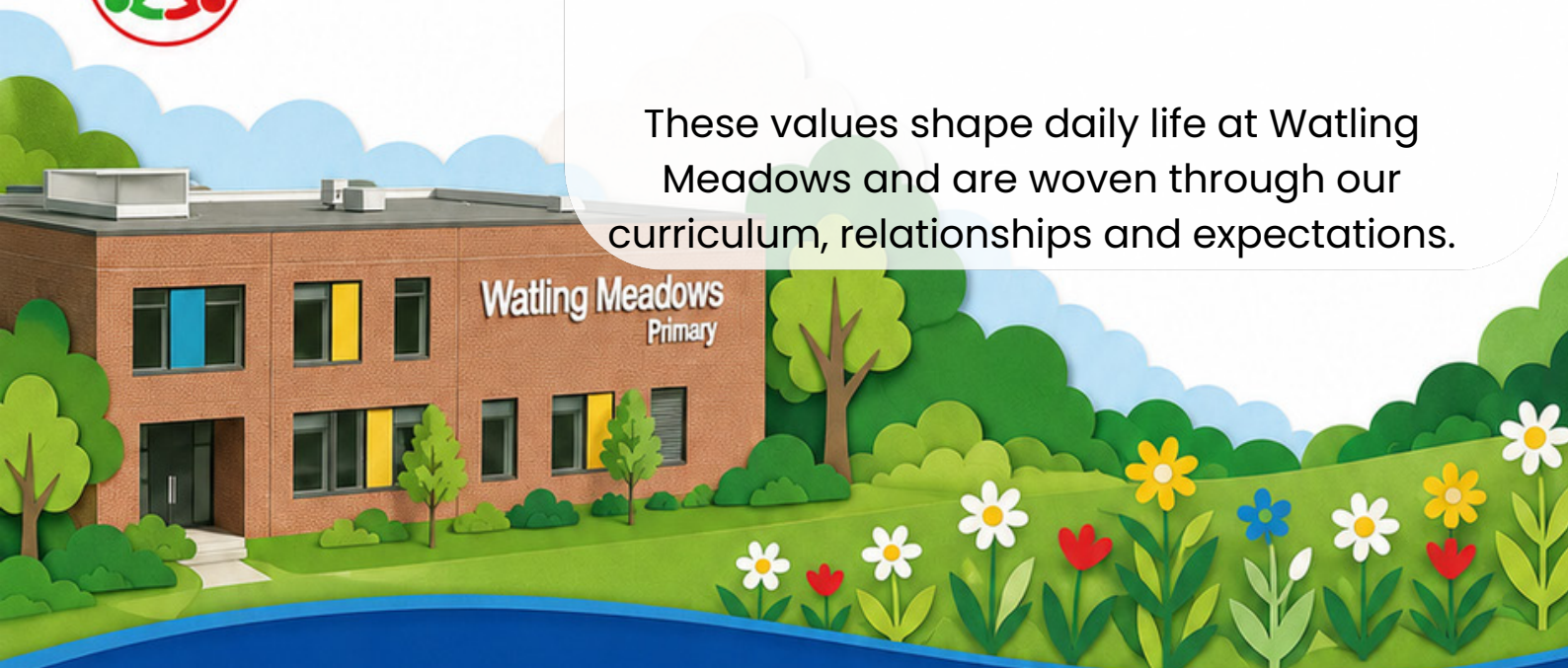
Equity

– working together as a community to achieve shared success



Collaboration

These values shape daily life at Watling Meadows and are woven through our curriculum, relationships and expectations.



Nurture • Grow • Aspire



Our Mission Statement

“To nurture confident, curious and resilient learners who grow into aspirational individuals, ready to thrive in an ever-changing world.”

Our mission is realised through:

A commitment to inclusive, high-quality teaching A curriculum that inspires curiosity and deep learning Strong partnerships with families and the local community A focus on developing life skills alongside academic success

Our Beliefs About Children’s Learning and Development
At Watling Meadows, we believe that:

All children can succeed when given the right support, challenge and opportunities

**Learning is most powerful when it is engaging, meaningful and builds over time
Children develop best in a safe, nurturing environment where they feel confident to take risks**

Language, reading and communication are fundamental to unlocking learning across the curriculum

Personal development—such as resilience, confidence and independence—is just as important as academic progress
Every child deserves an equitable education, where barriers are removed and potential is unlocked

We recognise that children learn in different ways and at different rates, and we tailor our approach to ensure every pupil thrives.



Nurture • Grow • Aspire



In Practice: **Nurture • Grow • Aspire**

These three words capture the essence of our school:

Nurture – we create a caring, inclusive environment where children feel safe and supported

Grow – we provide a rich curriculum and experiences that develop knowledge, skills and character

Aspire – we inspire children to aim high, believe in themselves and embrace future opportunities

Together, they define the Watling Meadows experience and guide everything we do.



Nurture • Grow • Aspire

About the School

A Growing School Community

Watling Meadows Primary School is an exciting new school, opening in September 2026. We begin with our Reception cohort and will grow year by year to become a full primary school, eventually offering 420 places. This phased growth allows us to build a strong, nurturing community from the very beginning, ensuring every child is known, supported and able to thrive.

Age Range & Provision

We are a 4–11 primary school, offering high-quality education across:

Early Years Foundation Stage (EYFS)

Key Stage 1 (KS1)

Key Stage 2 (KS2)

In addition, we are proud to include a 12-place Inclusion Base, providing specialised support for pupils with additional needs within an inclusive mainstream setting.

An adjoining 0–3 nursery sits alongside the school, offering families a seamless early years journey and strengthening our links with the wider community.



Nurture • Grow • Aspire

Our Facilities

Watling Meadows has been designed as a modern, inspiring learning environment, equipped with high-quality facilities to support both academic achievement and personal development.

Our facilities include:

- State-of-the-art classrooms, designed to support engaging, technology-rich learning
- A well-resourced school library to promote reading for pleasure and research
- A dedicated Food Technology and Science Studio to support practical, hands-on learning
- An Activity Studio for physical development, performance and enrichment
- A Multi-Use Games Area (MUGA), providing excellent outdoor sporting provision
- Attractive outdoor spaces to support play, exploration and wellbeing

These facilities ensure that children benefit from a broad and balanced education, with opportunities to develop their talents and interests across the curriculum.

Our Journey

As a newly established school, Watling Meadows represents a fresh and exciting opportunity for families. From September 2026, we will grow into a vibrant, fully inclusive primary community, built on strong relationships, high expectations and a shared commitment to excellence.



Our Team:

Darren Barrow **Head Teacher**

Sarah Plow **Assistant Head Teacher and Reception Teacher**

Kathryn Taylor **Lead Teacher in the Inclusion Base**

Lydia Easterlow **Admin Officer**

Joanne Pelfreman **Lead TA in the Inclusion Base**

Katie White **Teaching Assistant across Reception and Inclusion Base**

Nicola Allen **Teaching Assistant across Reception and Inclusion Base**

Yin Yee Lee **Midday Supervisor**

Stephanie Wheeldon **Midday Supervisor**



Nurture • Grow • Aspire

Our Curriculum

Overview of What is Taught

At Watling Meadows Primary School, our curriculum is carefully designed to provide a rich, broad and balanced education that inspires children to nurture, grow and aspire.

We follow the **National Curriculum**, enhanced with purposeful experiences and meaningful connections that enable children to develop knowledge, skills and understanding across all subjects. Learning is thoughtfully sequenced so that children build on what they already know and can do, developing confidence and independence as they progress through the school.

Our curriculum includes:

English and Mathematics as core foundations for learning A wide range of foundation subjects including **Science, History, Geography, Art, Design Technology, Music, Computing and Physical Education**

Personal Development, including PSHE, wellbeing and character education

From the Early Years onwards, we place a strong emphasis on **developing communication, language and social skills, ensuring every child has the best possible start to their education.**

Approach to Teaching and Learning

We believe children learn best when they feel safe, supported and inspired. Our approach is built on strong relationships, high expectations and a commitment to meeting the needs of every learner.

Teaching at Watling Meadows is:

- **Engaging and purposeful, with meaningful contexts that bring learning to life**
- **Inclusive, ensuring all children can access and succeed in the curriculum**
- **Responsive, with teachers adapting lessons to support and challenge pupils appropriately**
- **Knowledge-rich, ensuring children develop a secure understanding of key concepts over time**

We encourage curiosity, resilience and independence, supporting children to become active participants in their own learning.

Special Features

Watling Meadows offers a range of enriching opportunities that enhance the curriculum and support the development of the whole child. These include:

- **High-quality Early Years provision, with purpose-built facilities supporting children from nursery through to Reception A**
- **strong focus on personal development and wellbeing**
- **Opportunities for enrichment, including visits, visitors and wider experiences**
- **A developing curriculum offer designed to reflect the school's vision and community**

Inclusion & Support

SEND Provision

At Watling Meadows, we are fully committed to ensuring that every child, including those with Special Educational Needs and Disabilities (SEND), is supported to achieve their full potential.

We adopt an inclusive approach where high-quality teaching is the foundation for all learners, supported by carefully planned adaptations and targeted interventions where needed. Staff work closely with families and external professionals to ensure that provision is personalised and responsive.

Our Specialist Resource Based Provision further strengthens our ability to meet a range of needs, offering tailored support within a nurturing and structured environment.

Safeguarding

The safety and wellbeing of our pupils is our highest priority. We have robust safeguarding procedures in place and a strong culture where all staff take responsibility for keeping children safe.

Our team is well trained to recognise and respond to any concerns, working in partnership with families and external agencies where appropriate. We ensure that safeguarding underpins all aspects of school life, creating an environment where children feel secure, valued and able to thrive.

Wellbeing and Mental Health

We recognise that children learn best when they feel happy, safe and supported. At Watling Meadows, we place a strong emphasis on promoting positive wellbeing and mental health for all pupils.

We provide:

- **A nurturing and supportive school environment**
- **Opportunities for children to develop emotional literacy and resilience**
- **Pastoral support for those who may need additional guidance**
- **A whole-school focus on kindness, respect and belonging**

Our curriculum and wider provision are designed to support both academic success and personal development, ensuring children grow in confidence and self-belief.

Equality and Diversity

Watling Meadows is a fully inclusive school where every child and family is valued and respected. We celebrate diversity and are committed to promoting equality of opportunity for all.

We aim to:

- **Foster a culture of respect, understanding and tolerance**
- **Ensure all children feel represented and included**
- **Challenge discrimination and remove barriers to learning**
- **Prepare pupils to be thoughtful, respectful members of modern Britain**

Through our curriculum and daily interactions, we encourage children to appreciate differences and develop a strong sense of fairness, empathy and community.

Working with Parents & Carers

Communication

At Watling Meadows, we believe that clear and open communication with families is essential to supporting every child's success. We use a range of methods to keep parents and carers informed and involved, including:

Regular updates via email and online platforms

Newsletters and key information shared through our website

Direct communication with class teachers and school staff

Timely updates regarding events, learning and school life

We aim to ensure communication is accessible, responsive and supportive, enabling families to feel connected and well-informed.

Parent Involvement

We value parents and carers as key partners in their child's education. By working together, we can provide the best possible support for each child's learning and development.

We encourage involvement through:

Supporting learning at home

Engaging with school events and activities
Sharing successes and achievements
Providing feedback and contributing to school life

Our approach is rooted in collaboration, mutual respect and a shared commitment to every child's success.

Working with Parents & Carers

Workshops, Meetings and Events

We offer a range of opportunities for parents and carers to engage more deeply with their child's learning and the life of the school. These include:

- **Parent consultation evenings**
- **Information workshops and curriculum sessions**
- **Transition meetings and support sessions**
- **School events, celebrations and community activities**

These opportunities help families to understand how children learn, build strong relationships with staff, and feel part of the school community.

Our School–Home Partnership

At Watling Meadows, we are proud of the strong partnerships we build with our families. We believe that when school and home work closely together, children feel more confident, supported and ready to succeed.

Our partnership is built on:

- **Open and honest communication**
- **Shared expectations and values**
- **A commitment to supporting every child**
- **A welcoming and inclusive school environment**

Together, we create a supportive community where children can truly **nurture, grow and aspire.**



Admissions

How to Apply

Admissions to Watling Meadows Primary School are managed by Warwickshire County Council. Parents and carers must apply for a school place through the local authority online admissions process.

Applications can be made via the Warwickshire County Council website:

[Apply for a primary school place](#)

We recommend that parents list Watling Meadows as one of their preferred schools when completing their application.

Key Dates

For children starting Reception in September, the typical admissions timetable is:

Applications open: 1 November

Closing date: 15 January

National Offer Day: Mid-April (usually 16 April)

It is important to submit your application on time to maximise the chance of securing a place at your preferred school.

For in-year admissions (moving schools during the academic year), applications are also made through Warwickshire County Council throughout the year.



Admissions

Admissions Enquiries

For admissions queries, parents and carers can contact:

- Warwickshire County Council Admissions Team via their website and online services [\[stratfordo...rver.co.uk\]](http://stratfordo...rver.co.uk)
- For school-specific questions or to arrange a visit, please contact the school directly via our website or by email We are always happy to support families in understanding the admissions process.

Transition Arrangements

Starting school is an important milestone, and we are committed to ensuring a smooth and positive transition for every child and family.

Our transition programme includes:

- **Opportunities for children to visit the school and meet staff**
- **Information sessions for parents and carers**
- **Close communication with nurseries and previous settings**
- **A gradual and supportive start to school life**

We take time to get to know every child as an individual, ensuring they feel safe, confident and ready to begin their journey at Watling Meadows.


The Child Experience

A Typical Day

Each day is carefully structured to provide consistency, calm and purpose, while allowing space for curiosity and creativity. Pupils are welcomed into a nurturing environment where they feel safe, valued and ready to learn. The day includes a balance of focused academic learning, opportunities for exploration, and time for reflection and connection. Transitions are thoughtfully managed to reduce anxiety and promote independence, ensuring every pupil feels secure throughout their day.

Our Learning Environment

Our classrooms are designed with intention, drawing on therapeutic classroom principles and a 'hygge' approach to create calm, inviting and purposeful spaces. Soft, ambient lighting, natural textures and carefully considered layouts minimise distraction and support regulation. Environments are uncluttered yet stimulating, enabling pupils to focus, engage and feel at ease. Every detail is chosen to promote a sense of belonging, comfort and readiness to learn.





The Child Experience

Behaviour and Values in Action

Behaviour is rooted in the relational approach developed by Paul Dix, where respect, consistency and strong relationships are at the heart of everything we do. Adults model the behaviours we expect to see, leading with empathy, clarity and calm authority. Our core values—Nurture, Grow, Aspire—are visible in daily interactions, guiding how we speak, learn and treat one another. Positive behaviour is recognised and reinforced, helping pupils to develop self-regulation, responsibility and pride in their actions.

Pastoral Care and Wellbeing

Pastoral care is central to the child experience and threaded through every aspect of school life. We place a high emphasis on emotional wellbeing, recognising that children learn best when they feel understood and supported. Skilled staff build strong, trusting relationships with pupils, ensuring that every child is known as an individual. Wellbeing is actively promoted through dedicated support, open communication and a responsive approach to each child's needs, creating a community where all pupils can flourish both academically and personally.

And Finally, every Parent and Carer would like to know.....

Will my child be safe and happy here?

Absolutely. At Watling Meadows, your child's safety and happiness are at the heart of everything we do. We create a nurturing, calm and welcoming environment where children feel secure, valued and able to be themselves. Our strong safeguarding culture, coupled with a focus on wellbeing and positive relationships, ensures that every child feels supported from their very first day.

Will they be known and cared for?

Yes – every child at Watling Meadows is truly known as an individual. We take time to build strong relationships with our pupils and their families so that we understand each child's strengths, interests and needs. Our caring and dedicated staff ensure that no child is overlooked; every child is seen, heard and valued as part of our school community.

Will they thrive and succeed?

We believe every child can thrive and succeed, and we are committed to making that a reality. Through high-quality teaching, a rich and engaging curriculum, and a strong focus on personal development, we support children to grow in confidence, resilience and independence. At Watling Meadows, children are encouraged to nurture, grow and aspire, leaving us ready for the next stage of their journey.



Nurture • Grow • Aspire



How our school will grow



Nurture • Grow • Aspire



Contact Details

Watling Meadows Primary School,
Hayloft Way,
Nuneaton.
CV11 7AD

hello@watlingmeadows.co.uk

07572 710687

www.watlingmeadows.co.uk

Instagram and Facebook @Watlingmeadowsprimary



Nurture • Grow • Aspire